


# 2021 YEAR IN REVIEW

## 1,989

### TOTAL VOLUNTEER HOURS



Volunteers per month .....	26
Hours per volunteer .....	76.5
Pantry hours .....	1,102
Office hours.....	333
Board participation hours....	360
Event & dedicated program hours .....	194

## 447 FOOD PANTRY VISITS

Average visits/mo .....	37
Household visits/mo.....	28
Individuals served .....	680



### PANTRY DONATIONS

- Fresh produce from school, community & local gardens
- Acorn Market consignees- baked goods, produce, herbs & more
- Church, school, and club food/ supply drives
- Community member contributions



## 1,258

### WOODEN NICKELS DISTRIBUTED

A value of \$2,516 spent on produce at the Acorn Market for 6 months during the year (Jan-April and Nov-Dec)

## 142

### KIDS MEAL KITS DISTRIBUTED

September - December



### DIRECT ASSISTANCE & REFERRALS

#### MIBridges applications & renewals:

SNAP .....	29
Medicaid .....	18
SER .....	5
Childcare .....	2

#### Other referrals:

Behavioral Health Services ...	22
HAWC/CERA .....	11
Legal Aid .....	3
Unemployment .....	7

#### Direct financial assistance for:

Rent & Utilities .....	\$1,443
Transportation .....	\$82
Pantry Supplies .....	\$369



## Priceless

### ENGAGEMENT IN THE MANCHESTER COMMUNITY

- COVID-19 PPE (masks & test kits) & cleaning supply distributions
- COVID vaccination appointment scheduling & booster clinics in partnership with Washtenaw County Health Dept., Michigan Medicine, Chelsea Hospital, Manchester Community Schools, & Emanuel United Church of Christ



## 45 FREE INCOME TAXES PREPARED

- \$47,674 in Federal returns
- \$32,341 in State returns
- \$1,780 per household average
- TOTAL of \$80,105 coming right back to the community!



# 2021 YEAR IN REVIEW

*continued*

## OUR FUNDING PARTNERS



*Thank You!*



## LOCAL FINANCIAL CONTRIBUTIONS

Number of individual donors	<b>139</b>
Highest single individual donation	<b>\$5,000</b>
Highest cumulative individual donation	<b>\$1,894</b>
Most common donation amount	<b>\$100</b>
8 churches contributed	<b>\$18,782</b>
10 local businesses & clubs contributed	<b>\$2,270</b>

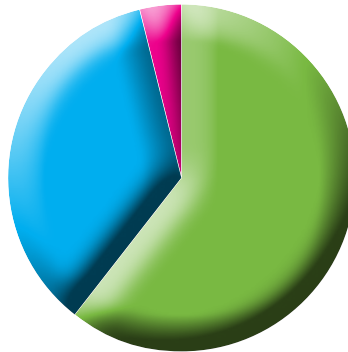
## OUR PROGRAM AND SERVICE PARTNERS

- United Way of Washtenaw Co.
- Washtenaw County Health Dept.
- St. Joseph Mercy Chelsea
- Food Gatherers
- Manchester Community Schools
- Nonprofit Enterprise at Work
- Michigan Dept. of Health & Human Services
- Acorn Farmers' Market & Café
- Faith in Action
- Washtenaw County Sheriff's Office
- Washtenaw County Office of Community and Economic Development
- Michigan Medicine
- 5 Healthy Towns Foundation/Manchester Wellness Coalition
- Local Businesses, Churches, and Civic Organizations
- And YOU

*Thank You!*

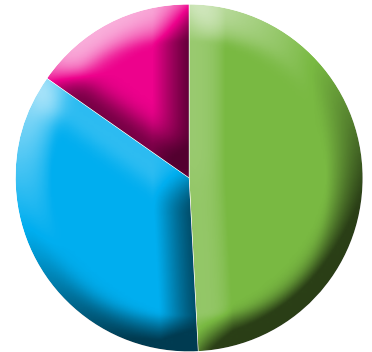
## 2021 REVENUE

Donations .....	\$66,990
Grants.....	\$39,306
Fundraising events .....	\$4,090
<b>TOTAL REVENUE .....</b>	<b>\$110,386</b>



## 2021 EXPENSES

Programming.....	\$46,827
Administration.....	\$33,804
Operations .....	\$14,452
<b>TOTAL EXPENSES .....</b>	<b>\$95,083</b>



## COVID-19 IMPACTS CONTINUE

- Reduced volunteer opportunities throughout the year
- Continued service over the phone and by appointment only
- Limited fundraising opportunities & events
- Stimulus payments, expanded unemployment benefits, advanced child tax credits, & increased food benefit dollars continued to have a positive impact on community members' financial situations

